



REPUBLIC OF THE PHILIPPINES  
**DEPARTMENT OF EDUCATION**  
NATIONAL CAPITAL REGION  
**SCHOOLS DIVISION OFFICE – MARIKINA CITY**


Shoe Ave., Sta. Elena, Marikina City  
+63 (02) 682-2472 / 682-3989 (CID) / 369-9046 (SGOD)  
<https://depedmarikina.ph> / (email) [sdo.marikina@deped.gov.ph](mailto:sdo.marikina@deped.gov.ph)



**DIVISION MEMORANDUM**  
**NO 280, s. 2018**

To: Chief Education Supervisors, SGOD & CID  
Elementary and Secondary School Principals  
Officers-In-Charge  
Public Schools

DIVISION OF CITY SCHOOLS  
MARIKINA



**GAD FOCAL POINT SYSTEM (GFPS) COORDINATION MEETINGS**

Please be informed that there will be GAD Focal Point System (GFPS) Coordination Meetings scheduled as follows:


Date	Participants	Venue/Time
December 3, 2018	33 Division and Schools' GFPS	Gabaldon Building, Marikina Elementary School 1:00-5:00 P.M.
December 13, 2018	Division GAD Focal Point System (GFPS)	AVR, SDO Marikina 1:00-5:00 PM

Below are the agenda of the meeting:

- ✓ Finalization of GAD Framework Plan of Action for 2019
- ✓ Preparation for Gender and Development Implementation Evaluation 2018
- ✓ Other matters

Attached is the prorated share which shall be paid to the division cashier.

Immediate and wide dissemination of this Memorandum is desired.

  
**JOEL T. TORRECAMPO**  
Officer-In-Charge


Office of the Schools Division Superintendent

Department of Education  
National Capital Region  
Schools Division Office


Gender and Development Prorated Share for the Remaining Activities for 2018

Elementary Schools		Gender-Responsive 21st Century Student Leaders Seminar	GAD Evaluation 2018	GFPS Coordination Meeting	Total	School Heads' Signature
Barangka ES	0.0173	783.69	273.34	90.83	1,147.86	
Industrial Valley ES	0.0111	502.83	175.38	58.28	736.49	
Kalumpang ES	0.0139	629.67	219.62	72.98	922.27	
L. Victorino ES	0.0143	647.79	225.94	75.08	948.81	
Malanday ES	0.0415	1,879.95	655.70	217.88	2,753.53	
Marikina ES	0.0208	942.24	328.64	109.20	1,380.08	
Nangka ES	0.0305	1,381.65	481.90	160.13	2,023.68	
San Roque ES	0.0144	652.32	227.52	75.60	955.44	
Concepcion ES	0.0232	1,050.96	366.56	121.80	1,539.32	
Fortune ES	0.0285	1,291.05	450.30	149.63	1,890.98	
H. Bautista ES	0.0282	1,277.46	445.56	148.05	1,871.07	
Kapitan Moy ES	0.0158	715.74	249.64	82.95	1,048.33	
Parang ES	0.0357	1,617.21	564.06	187.43	2,368.70	
SSS Village ES	0.0253	1,146.09	399.74	132.83	1,678.66	
St. Mary ES	0.01	453.00	158.00	52.50	663.50	
Sto. Niño ES	0.0265	1,200.45	418.70	139.13	1,758.28	
CIS Elem.	0.0279	1,263.87	440.82	146.48	1,851.17	
		-	-	-	-	
<b>Secondary Schools</b>		-	-	-	-	
Barangka National HS	0.0156	706.68	246.48	81.12	1,034.28	
Concepcion Int. School Second	0.0435	1,970.55	687.30	226.20	2,884.05	
Fortune HS	0.0383	1,734.99	605.14	199.16	2,539.29	
Kalumpang National HS	0.0155	702.15	244.90	80.60	1,027.65	
Marikina Heights HS	0.0227	1,028.31	358.66	118.04	1,505.01	
Marikina Science HS	0.0184	833.52	290.72	95.68	1,219.92	
Nangka HS	0.0338	1,531.14	534.04	175.76	2,240.94	
San Roque National HS	0.0197	892.41	311.26	102.44	1,306.11	
Sto. Niño National HS	0.026	1,177.80	410.80	135.20	1,723.80	
Tañong HS	0.0284	1,286.52	448.72	147.68	1,882.92	
J. Dela Peña NHS	0.0124	561.72	195.92	64.48	822.12	
Malanday NHS	0.0387	1,753.11	611.46	201.24	2,565.81	
Marikina HS	0.0722	3,270.66	1,140.76	375.44	4,786.86	
Parang HS	0.058	2,627.40	916.40	301.60	3,845.40	
Sta. Elena HS	0.0645	2,921.85	1,019.10	335.40	4,276.35	
		-	-	-	-	
SDO Marikina	0.1074	4,865.22	1,696.92	558.48	7,120.62	
		<b>45,300.00</b>	<b>15,800.00</b>	<b>5,219.25</b>	<b>66,319.25</b>	

Prepared by:

  
**SUNNY T. CORTES**  
EPS II  
HRD/SGOD

Recommended by:

  
**ELIZALDE Q. CENA**  
Chief ES, SGOD

Approved by:

  
**JOEL T. TORRECAMPO**  
Officer-In-Charge  
Office of the Schools Division Superintendent